

CHRONOWIZ
USER'S GUIDE
REV. 2.0
EIGIL KROGH SORENSEN

Contents

ChronoWiz in short.....	3
Screen shots.....	4
Landscape screen shots.....	4
Portrait screen shots.....	9
How it works.....	19
How to use it.....	21
File.....	22
Open.....	22
Correct for time zone.....	22
Save.....	22
Settings (Not on phones).....	23
Zoom to window.....	23
Have a good time!	24

ChronoWiz in short.

1. ChronoWiz calculates:
 - Dates + Time based on Time Span + Date + Time.
 - Time Span between two Dates + Time
2. ChronoWiz can read and write .ics files (An ICS file is a calendar file saved in a universal calendar format used by several email and calendar programs).
3. ChronoWiz runs on Windows 10 & 11, macOS, iOS & iPadOS and Android.

Screen shots.

Landscape screen shots.

8:18



Start Date + Time **Calculate -->** 3/5/2026 8:17 PM Thu **Now**

+
Years + Months + Weeks + Days + Hours + Minutes

Calculate --> _____
Years Tot. or Months Tot. or Weeks Tot. or Days Tot. or Hours Tot. or Minutes Tot.

=

End Date + Time **Calculate -->** 3/5/2026 8:17 PM Thu **Now**

Clear All **File...**

Start Date + Time **Calculate -->** 3/5/2026 8:21 PM Thu **Now**

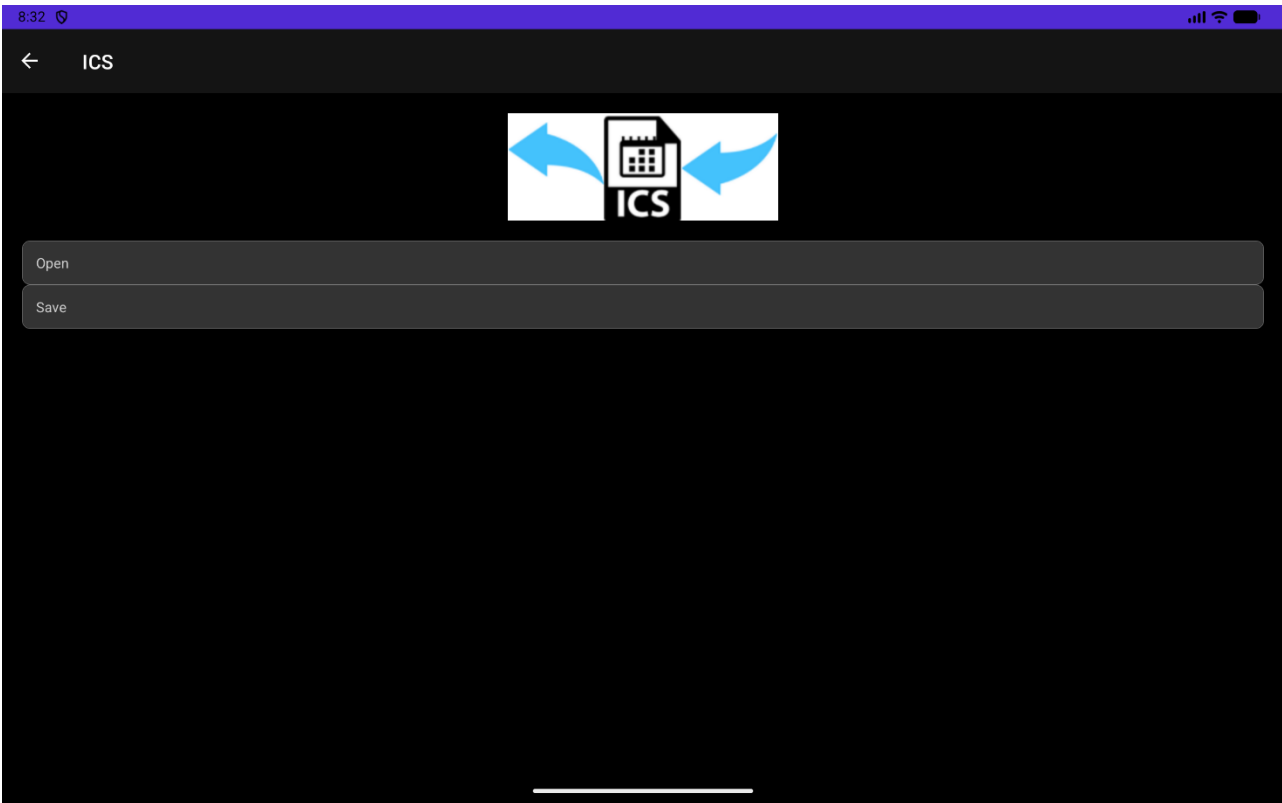
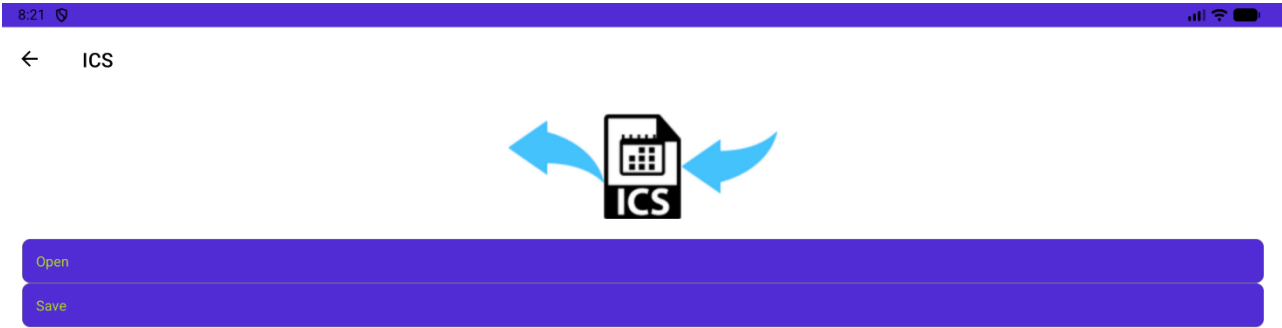
+
Years + Months + Weeks + Days + Hours + Minutes

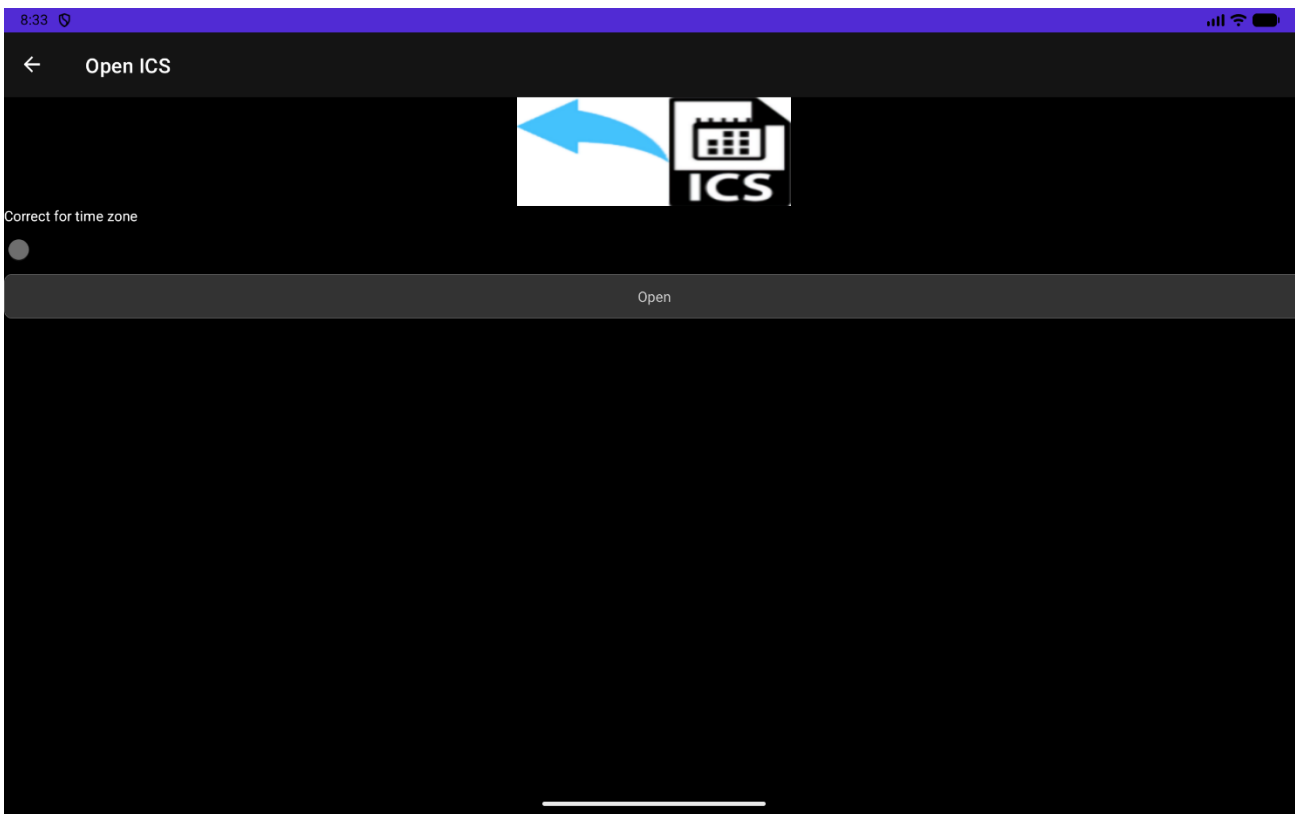
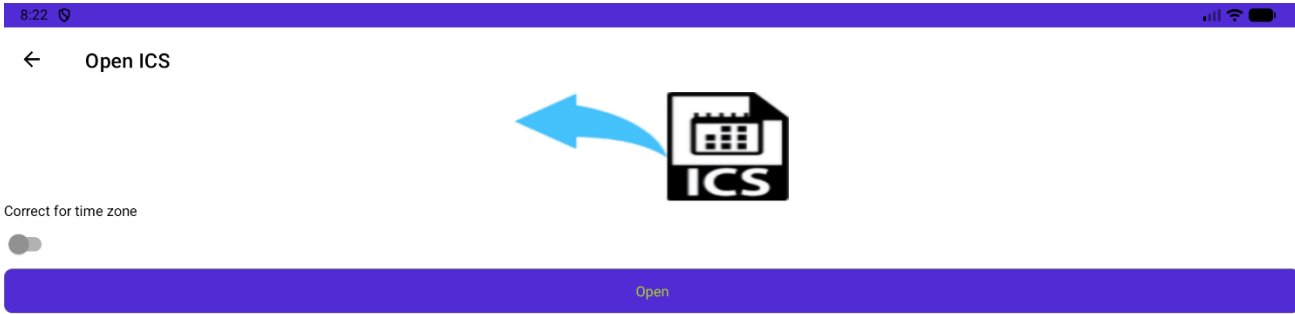
Calculate --> _____
Years Tot. or Months Tot. or Weeks Tot. or Days Tot. or Hours Tot. or Minutes Tot.

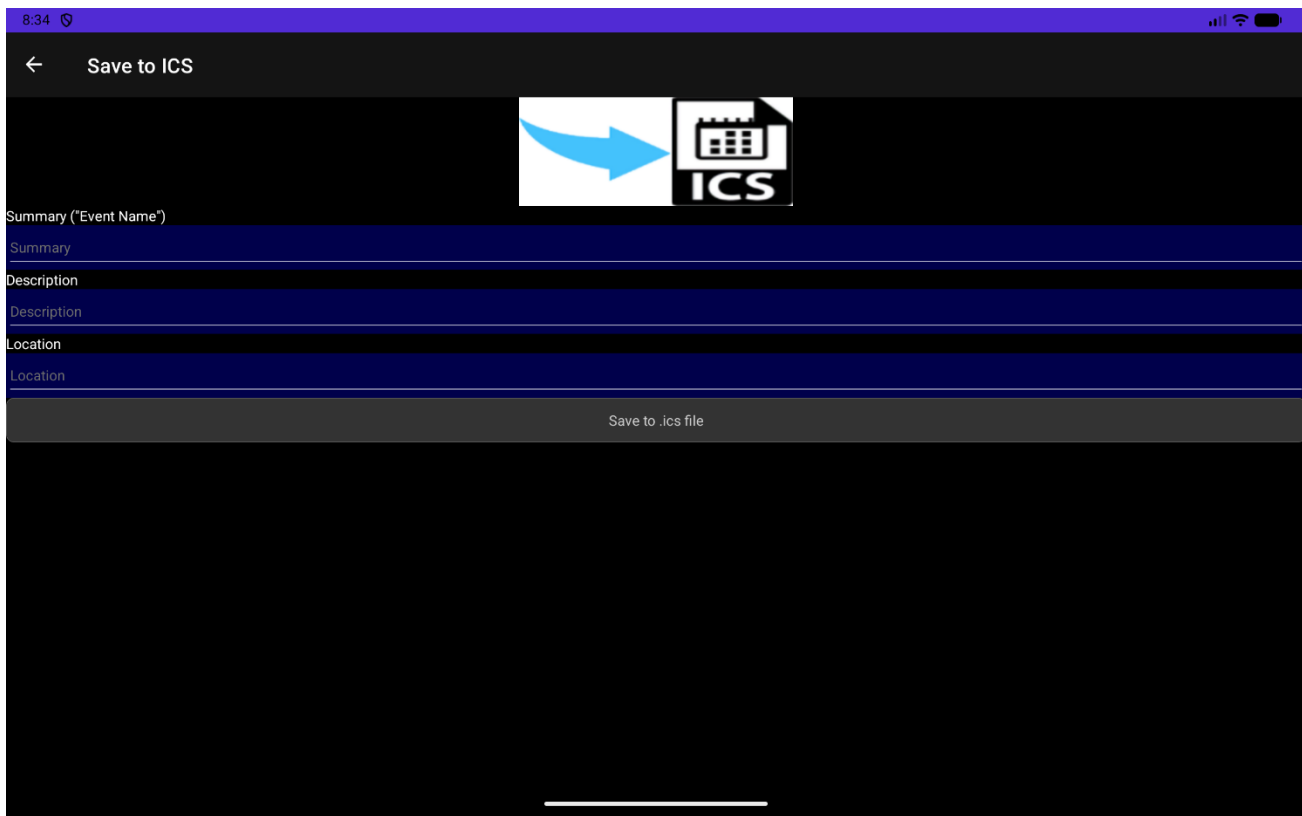
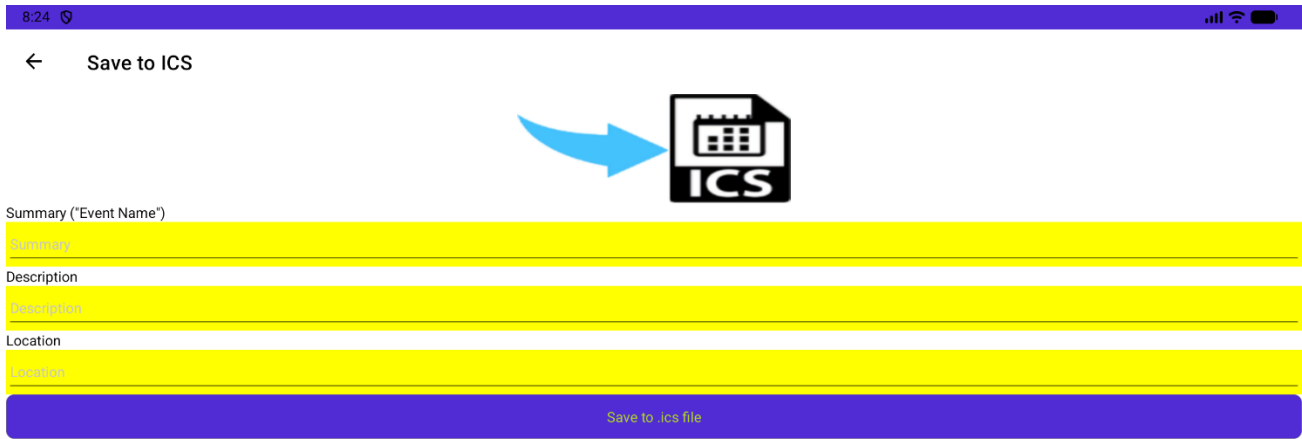
=

End Date + Time **Calculate -->** 3/5/2026 8:21 PM Thu **Now**

Clear All **File...**







8:24



← Settings

Zoom to window

Enable automatic zoom-to-window behavior



8:35



← Settings

Zoom to window

Enable automatic zoom-to-window behavior



Portrait screen shots.

Start Date + Time

Calculate -->

3/5/2026

8:21 PM Thu

Now

+

Years

Years Tot.

Input fields for Years and Years Tot.

+ Months

or Months Tot.

Input fields for Months and Months Tot.

+ Weeks

or Weeks Tot.

Input fields for Weeks and Weeks Tot.

Calculate -->

+ Days

or Days Tot.

Input fields for Days and Days Tot.

+ Hours

or Hours Tot.

Input fields for Hours and Hours Tot.

+ Minutes

or Minutes Tot.

Input fields for Minutes and Minutes Tot.

=

End Date + Time

Calculate -->

3/5/2026

8:21 PM Thu

Now

Clear All

File...

Refresh icon

?



Start Date + Time

Calculate --> 3/5/2026 8:21 PM Thu Now

+

Years Years Tot.

+ Months or Months Tot.

+ Weeks or Weeks Tot.

Calculate --> + Days or Days Tot.

+ Hours or Hours Tot.

+ Minutes or Minutes Tot.

=

End Date + Time

Calculate --> 3/5/2026 8:21 PM Thu Now

Clear All File... ⚙ ?

8:28



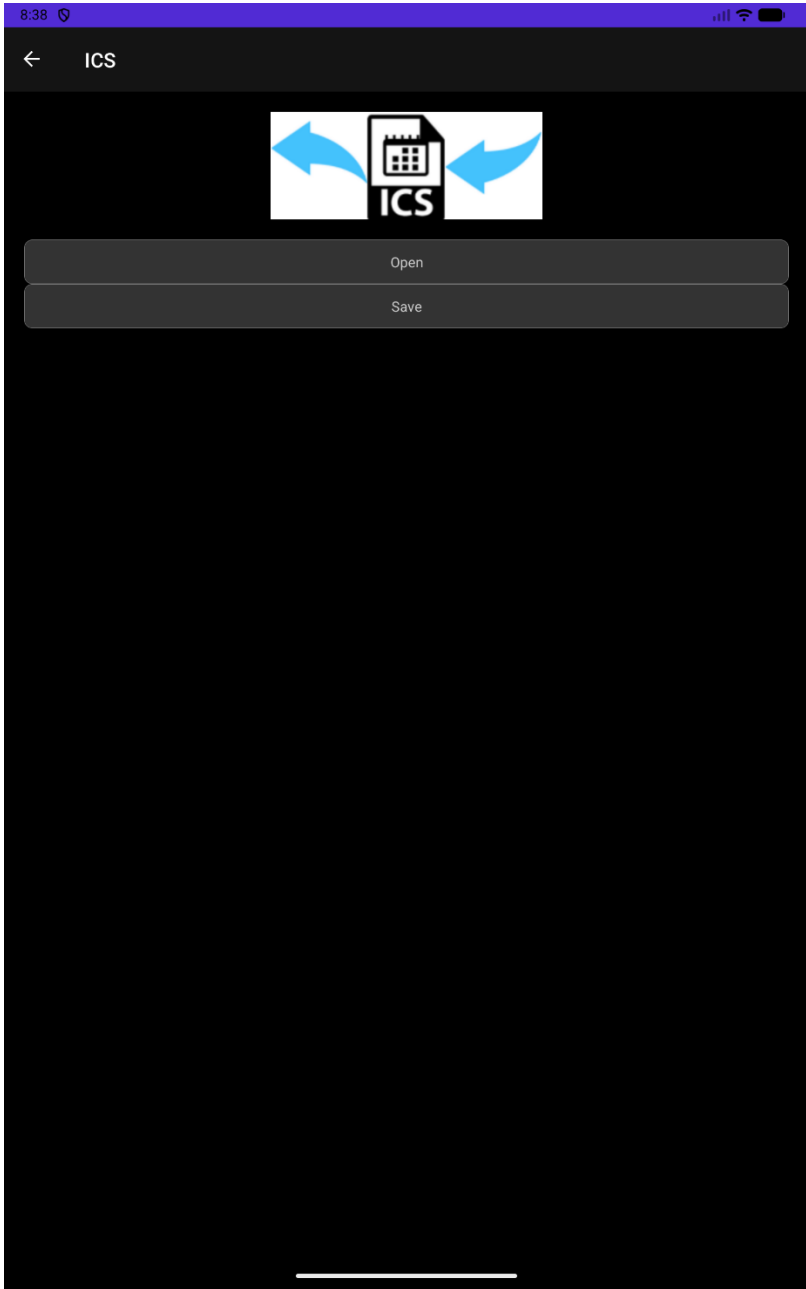
← ICS



Open

Save





← Open ICS

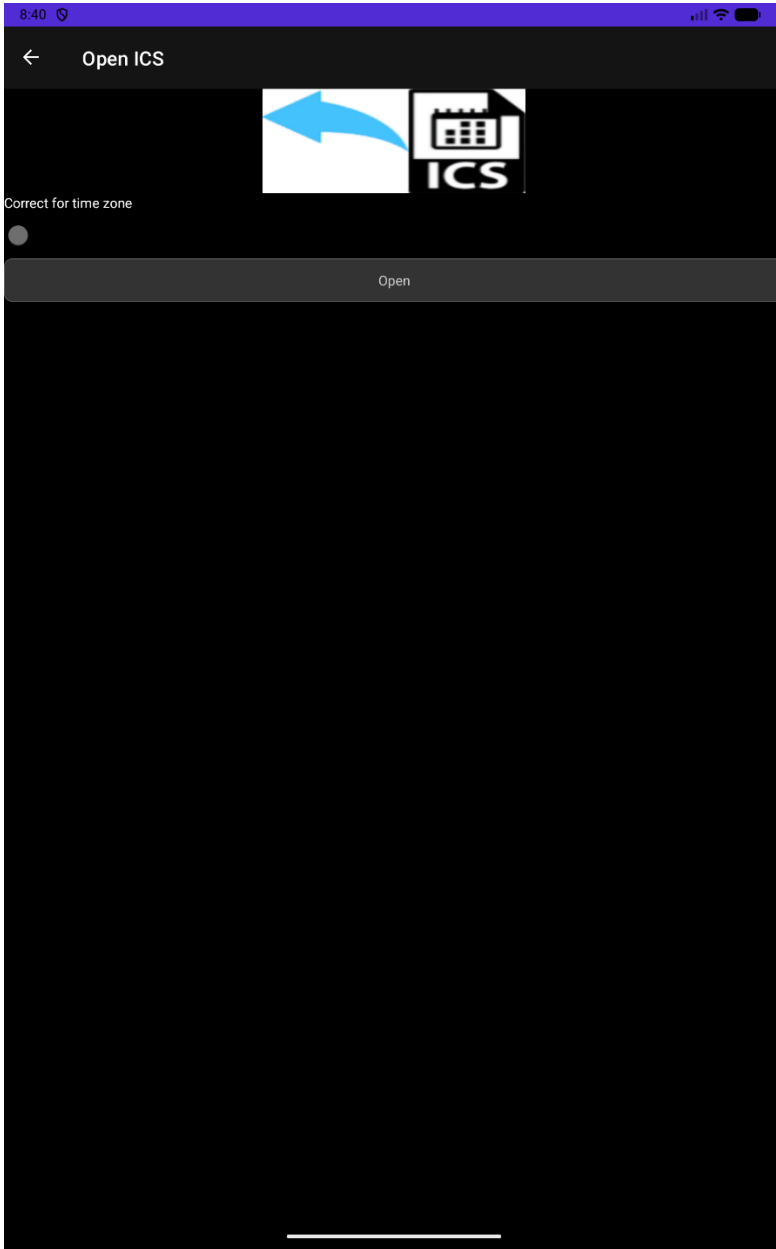


Correct for time zone



Open





← Save to ICS

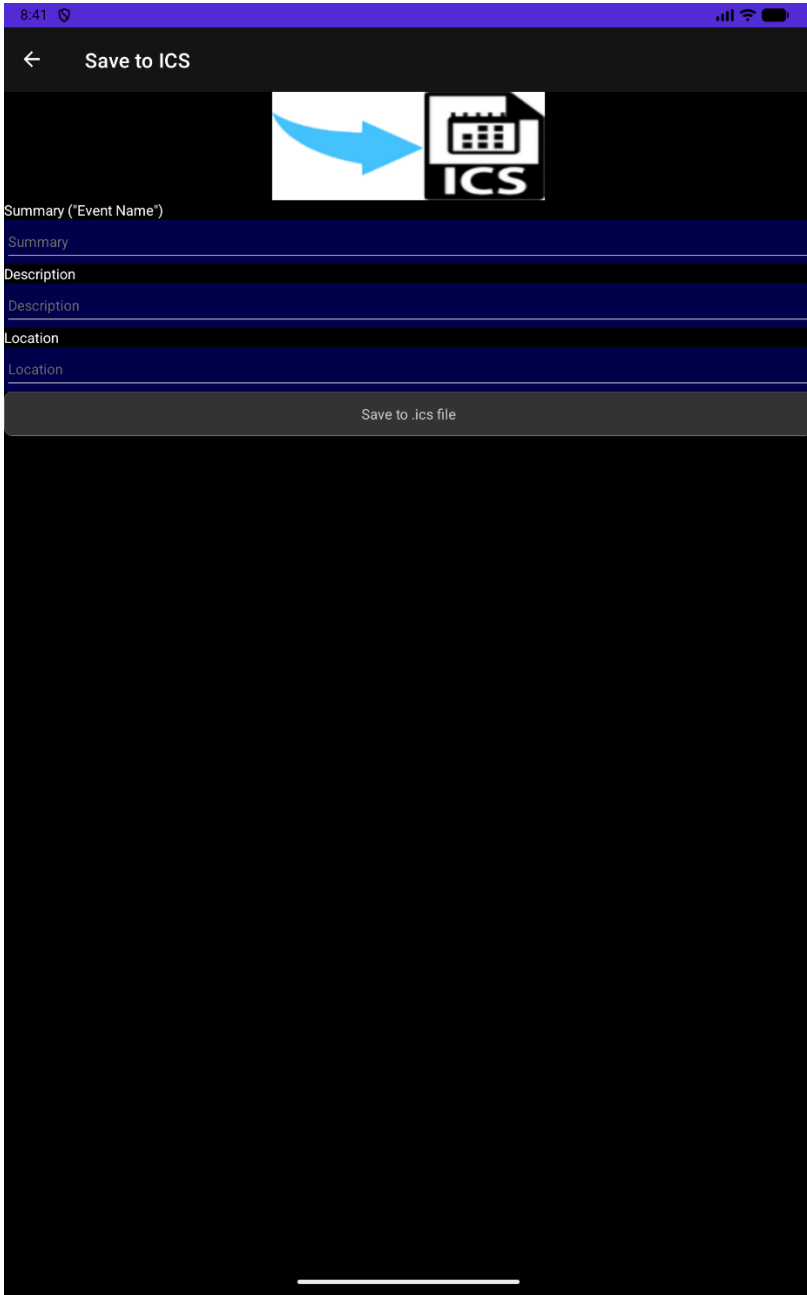


Summary ("Event Name")

Description

Location





8:45




← Settings

Zoom to window

Enable automatic zoom-to-window behavior





How it works.

As you can see from the screen shots

- There is a "Start Date+Time" and an "End Date+Time".
- There are Time Spans between the "Start Date+Time" and "End Date+Time":
 - In the row/column with xxx "**Tot**" each box represents the total number of whole Years, Months, Weeks, Days, Hours **OR** Minutes between "Start Date+Time" and "End Date+Time".
 - In the row/column with "+" xxx the values in the boxes are added together to give the full time span between "Start Date+Time" and "End Date+Time".

- What ChronoWiz does is to “solve the equation” so the time spans equals “End Date+Time” - “Start Date+Time”.
- “ddd” will show the three first letters of the name of the day corresponding to the Date+Time.

How to use it.

On the first page: Enter "Start Date+Time" or/and "End Date+Time" or/and a "Time Span" and click the arrow next to the time, ("Start Date+Time", "Time Span" or "End Date+Time"), you want to calculate.

File

Under File you can Open and/or save .ics files.

Open

Here you can Open and Read .ics files.

Correct for time zone

If on the point in time of the event is calculated from time zone for the creator of the event to your time zone so the event simultaneous.

Save

Under Save you can Save/Write to .ics files so others can add the event to their calendars.

Settings (Not on phones)

Zoom to window.

If on, the pages are automatically zoomed to window size.

Have a good time!

Kind Regards

Egil Krogh Sorensen